



Engine	Cummins QSB7
Rated Power	124 kW (166 hp / 169 ps) @ 2,050 rpm
Net Power	117 kW (157 hp / 159 ps) @ 2,050 rpm
Maximum Dig Depth	6,562 mm
Standard Bucket Capacity	0.9 m ³
Operating Weight	21,500 kg

920E EXCAVATOR

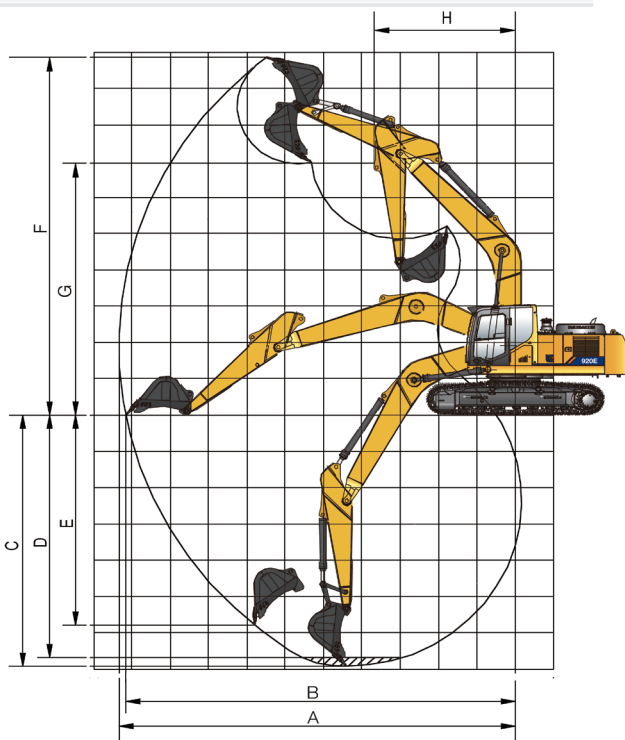
920E SPECIFICATIONS >>>

ENGINE

Emission Regulation	Tier 3 / Stage IIIA
Make	Cummins
Model	QSB7
Rated Power	124 kW (166 hp / 169 ps) @ 2,050 rpm
Net Power	117 kW (157 hp / 159 ps) @ 2,050 rpm
Peak Torque	658 N-m @ 1,200 rpm
Number of Cylinders	6
Displacement	6.7 L

UNDERCARRIAGE

Shoe Width	600 mm
Number of Shoes per Side	46
Number of Upper Rollers per Side	2



BOOM & ARM

Boom Length	5,710 mm
Arm Length	2,915 mm

BUCKET PERFORMANCE

Std. Bucket Heaped Capacity (Referenced)	0.9 m ³
Min. Heaped Capacity of Bucket Options	0.9 m ³
Max. Heaped Capacity of Bucket Options	1.1 m ³

TRACK DRIVE

Maximum Travel Speed	5.3 km/h
Drawbar Pull	220 kN

SERVICE CAPACITIES

Fuel Tank	420 L
Engine Oil	25 L
Cooling System	25 L
Hydraulic Reservoir	210 L
Hydraulic System Total	330 L

HYDRAULIC SYSTEM

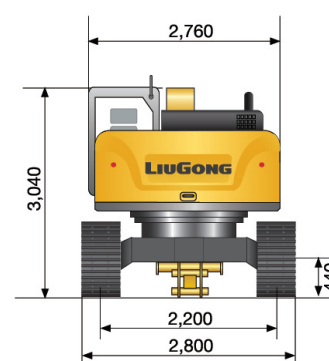
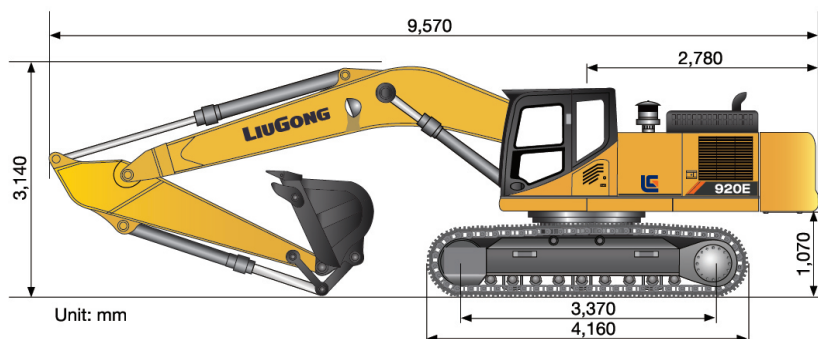
Main Pumps Total Flow	448 L/min
Relief Pressure, main	34.3 MPa
Relief Pressure, boost	37.3 MPa

SWING SYSTEM

Swing Speed	10.5 rpm
-------------	----------

WORKING RANGE

A. Max. Digging Reach	9,870 mm
B. Max. Digging Reach on Ground	9,685 mm
C. Max. Digging Depth	6,562 mm
D. Max. Digging Depth, 2.44 m (8') level	6,390 mm
E. Max. Vertical Wall Digging Depth	5,080 mm
F. Max. Cutting Height	9,945 mm
G. Max. Dumping Height	7,170 mm
H. Min. Front Swing Radius	3,090 mm
Bucket Digging Force (ISO)	152 kN
Arm Digging Force (ISO)	105 kN
Bucket Capacity	0.9 m ³



Guangxi Liugong Machinery Co., Ltd.

No. 1 Liutai Road, Liuzhou, Guangxi 545007, PR China
 T: +86 772 3886124 E: overseas@liugong.com
 www.liugong.com

12/2020 Designed by LiuGong

Specifications and designs are subject to change without notice. Machines shown may include optional equipment. LiuGong standard and optional equipment may vary from region to region. Please consult your LiuGong dealer for information specific to your area. Engine power kW is converted to horsepower (1 kW=1.3596 ps and 1 kW=1.3410 hp) in this file.